

Funds performance as of 11.07.08

Fund	NAV per share, UAH	1 Week	1 Month	3 Months	YTD	2007	From launch	Launch date
Premium-Fund	87 725.20	-0.75%	-9.50%	-21.74%	-23.26%	204.89%	777.25%	25.10.04
Premium Fund Balanced	2 365.14	-0.62%	-7.93%	-15.46%	-15.89%	95.79%	136.51%	30.06.05
Premium Fund Energy	1 055.45	-1.32%	-11.30%	-24.13%	-27.61%	-	5.54%	04.10.07
Index Premium Fund	854.99	-1.83%	-6.50%	-10.79%	-	-	-14.50%	11.02.08
Machine Building Premium Fund	793.53	-2.20%	-12.33%	-	-	-	-20.65%	08.04.08

Financial indicators as of 11.07.08

Indicator	Value	1 Week	1 Month	3 Months	YTD
Stock Index					
PFTS	691.16	-5.63%	-19.02%	-28.06%	-41.13%
RTS	2 167.18	-0.94%	-8.04%	2.89%	-5.38%
Dow Jones	11 100.54	-1.67%	-8.14%	-9.94%	-16.95%
NASDAQ	2 239.08	-0.28%	-6.47%	-2.23%	-16.28%
S&P 500	1 239.49	-1.85%	-7.19%	-7.00%	-16.17%
DAX	6 153.30	-1.90%	-7.47%	-6.82%	-23.73%
FTSE 100	5 261.60	-2.79%	-8.07%	-10.75%	-18.76%
Nikkei 225	13 039.69	-1.31%	-8.14%	0.58%	-14.82%
Currencies					
USD	4.842	-0.17%	-0.24%	-4.12%	-4.12%
EUR	7.605	-1.28%	1.00%	-4.23%	2.51%
RUR	0.207	-0.42%	0.78%	-3.68%	0.39%
Bank metals, UAH per 10 troy ounce					
Gold	45 064.12	-1.12%	6.21%	-1.59%	7.71%
Silver	879.74	-0.93%	9.33%	-0.40%	18.10%
Platinum	95 865.7	-4.23%	-2.50%	-4.27%	24.15%

Corporate news

In connection with inauguration of a branch office in Odesa, Sokrat Asset Management holds an open week at the Odesa City Information Center. All comers may get advice on investment in the management company and learn about a new joint product of Aska Insurance Company and Sokrat.

The Information Center is located at Troyitska St., 39, Odesa, tel. +38 (048) 722-9704.

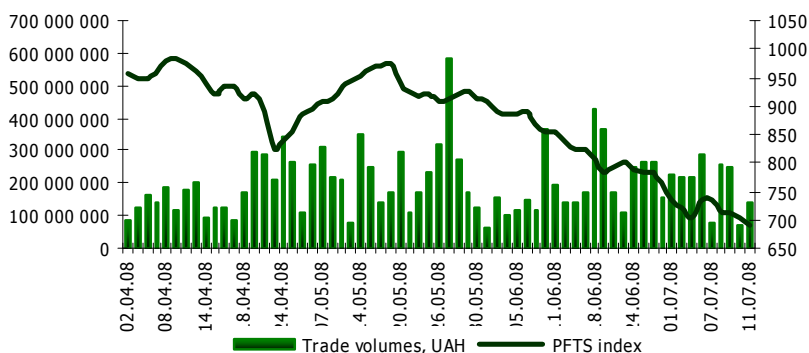
Markets Review

The world stock markets last week were swept over by "bear" spirits. As a result, most of the world indices showed negative results: US **Dow Jones IA** — minus 1.67%, Japan's **NIKKEI 225** — minus 1.31%, British **FTSE 100** — minus 2.79%. The drop was prompted by rumors of possible liquidity problems of the US mortgage market giants Fannie Mae and Freddie Mac, and a bankruptcy of the seventh largest mortgage bank of the USA - IndyMac Bank.

Furthermore, after a short drop, oil price last Friday produced a new record of \$147.27 per barrel in the midst of reports of a possible Israeli attack on Iran.

The Ukrainian **PFTS** Stock Exchange index dropped by 5.63% or 41.27 points - to 691.16 points, against the background of unfavorable news reports. Important news included slowdown of inflation and a failed vote of no-confidence in the Government in Parliament.

PFTS index and trade volumes



OJSC CNCIF «Premium-Fund»

Fund performance as of 11.07.2008

Fund description

Share price, UAH 87 725.20

	Fund	PFTS
Weekly return	-0.75%	-5.63%
YTD return	-23.26%	-41.13%

Fund type	Closed-End
Fund category	Non-Diversified
Maturity term	21.06.2004-21.06.2009
Type of security	Shares
Liquidity	Limited
Recommended term of investing	From 1.5 years

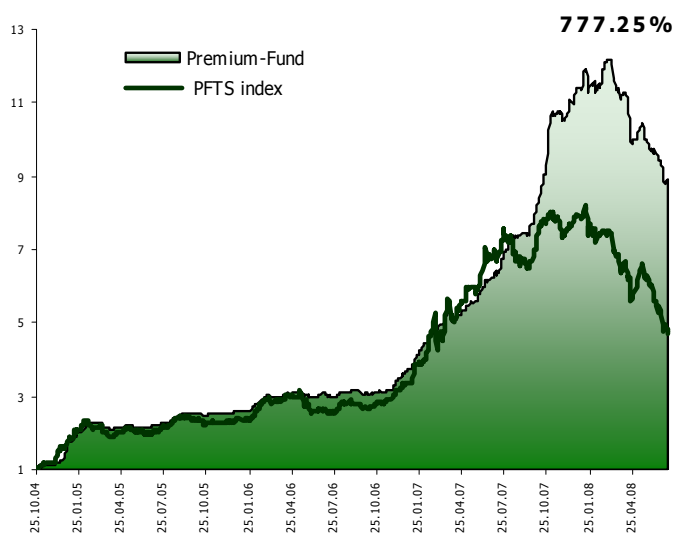
Return and risk indicators in 2006-2008, weekly timeframe

Fund news

	Fund	PFTS
β coefficient	0.46	
Average weekly return	0.98%	0.54%
Standard deviation σ	2.63%	3.98%
Sharpe Ratio	0.29	0.08
Treynor Ratio	0.016	0.003
Correlation Ratio	0.70	

In course of the week, the value of shares of **Open joint-stock company closed non-diversified corporate investment fund Premium-Fund** declined by 0.75%, to UAH 87,725.2, while the PFTS index declined by 5.63%. Since the year beginning, the Fund's securities have lost 23.26% in value, against the background of rather deep correction of the stock market that resulted in the PFTS index drop by 41.13%.

Cost of CNCIF "Premium-Fund" shares in dynamics

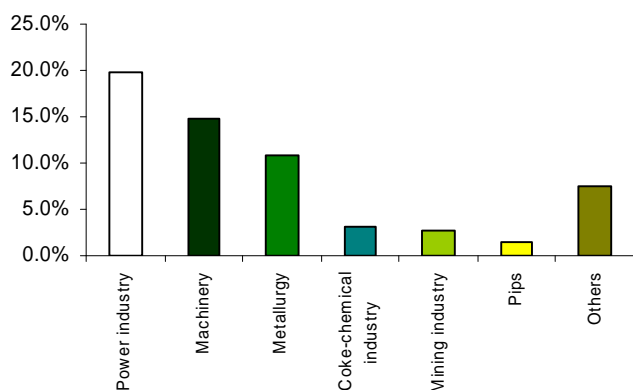


Last week, Mostobud [**MTBD**] shares gained 5.07%. The probable reason is that Mostobud resumed demolition of Troyitskyi trade and entertainment center. Furthermore, there were media reports that the company might become the main contractor under the project of renovation of Olimpiyskyi National Sports Center.

Last week was similarly successful for UkrAvto Corporation [**AVTO**] — its shares gained 2.86%, maybe because last month the automobile holding shares lost more than 20%, and some investors might have decided that time has come to buy.

In the first half of 2008, Kriukov Rail Car Building Works [**KVBZ -10.0%**] increased production of passenger cars 10-fold, to 43. Currently, the works is performing an order for delivery of 110 passenger cars for Ukrzalizhytsya and 20 cars for Belarus.

Portfolio structure by industries



It was announced as well that last week the works signed a contract with Ukrzalizhytsya for production and delivery of 2 railbuses before the end of 2008 года. It was reported earlier that at the end of May, Kriukov Car Building Works agreed joint production of railbuses with an elevator for handicapped persons with the Polish PESA company.

The contract value was not announced but a railbus of the Polish origin costs \$4.5 million.

ODMIF «Premium Fund Balanced»

Fund performance as of 11.07.2008

Fund description

Share price, UAH **2 365.14**

	Fund	PFTS/CBONDS
Weekly return	-0.62%	-2.64%
YTD return	-15.89%	-24.11%

Fund type	Open-End
Fund category	Diversified
Maturity term	Unlimited
Type of security	Investment certificate
Liquidity	3 bank days
Recommended term of investing	From 1.5 years

Return and risk indicators in 2006-2008, weekly timeframe

Fund news

	Fund	PFTS/CBONDS
β coefficient	0.55	
Average weekly return	0.59%	0.39%
Standard deviation σ	1.66%	2.20%
Sharpe Ratio	0.22	0.07
Treynor Ratio	0.007	0.002
Correlation Ratio	0.72	

The value of an investment certificate of the **Open Diversified Mutual Investment Fund Balanced Premium Fund** in course of the week declined by 0.62%, to UAH 2,365.14. The decrease in the value of the Fund's certificates since the year beginning has reached 15.89%, against the decline of the composite PFTS/CBONDS index by 24.11%.

The dispute for 50%+1 share of Nikopol Ferroalloy Factory [**NFER -1.47%**] was referred to the Higher Business Court by the Business Chamber of the Supreme Court that resumed examination of the case after an application by Prime Minister Yuliya Tymoshenko.

The Higher Business Court has not yet appointed the date for the Nikopol Ferroalloy Factory trial, but it is expected to take place shortly.

The State Property Fund is one of the parties to the trial.

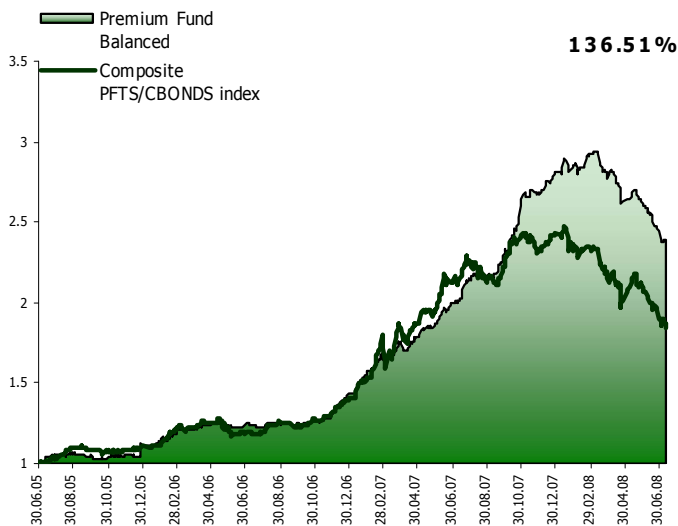
At present, the controlling block of the Nikopol Ferroalloy Factory shares belongs to the Prydryniprovyva consortium – a member of the Interpipe conglomerate owned by Viktor Pinchuk. He strengthened control of the enterprise after the Cabinet of Viktor Yanukovych last August dropped claims to the enterprise, although in March, 2007, the Supreme Court ruled that the Nikopol Ferroalloy Factory had been sold in violation of the law.

Khartsyzk Pipe Plant [**HRTZ**] will consider establishment of a representative office in Moscow at a shareholders' meeting appointed for July 31.

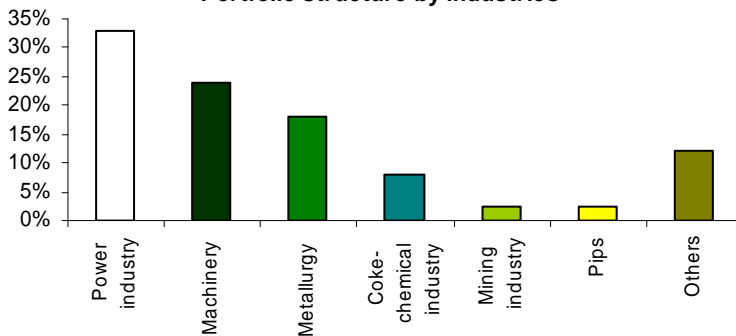
Khartsyzk Pipe Plant finished 2007 with the net profit of UAH 323.21 million. The plant is the CIS largest producer of large diameter pipes for main pipelines; a member of the Metinvest Group.

Weekly trading involved no transactions with the enterprise shares.

Cost of "Premium Fund Balanced" shares in dynamics



Portfolio structure by industries



OJSC CNCIF «Premium Fund Energy»

Fund performance as of 11.07.2008

Fund description

Share price, UAH 1 055.45

	Fund	PFTS
Weekly return	-1.32%	-5.63%
YTD return	-27.61%	-41.13%

Fund type	Closed-End
Fund category	Non-Diversified
Maturity term	14.06.2007-14.06.2012
Type of security	Shares
Liquidity	Limited
Recommended term of investing	From 1.5 years

Fund news

Last week, the value share of **Open Joint Stock Company Non Diversified Corporate Investment Fund Energy Premium Fund** decreased by 1.32%, to UAH 1,055.45. Since the year beginning, the value of shares decreased by 27.61%, against the PFTX index decline by 41.13%.

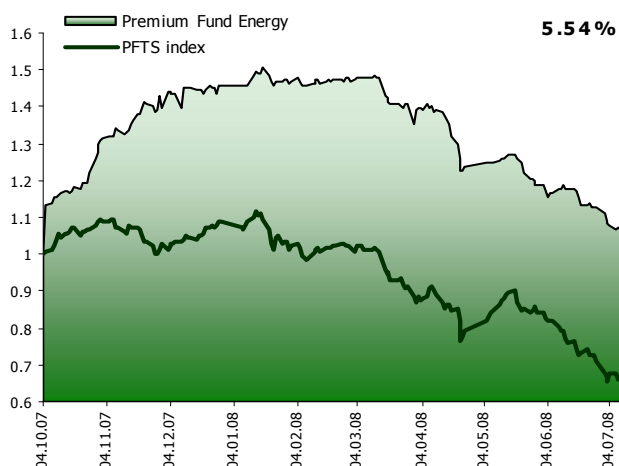
The Government plans to convert all Ukrainian thermal power plants to coal before the year end, the Ministry of Coal Industry Press Service reported last week quoting Prime Minister Yuliya Tymoshenko. The Ministry elaborated that thermal power plants are to be powered by domestic coal. To increase its extraction, the Cabinet plans to provide state guarantees to coal-mining enterprises in the amount of UAH 3.1 billion to raise loans for mine modernization. Interests on the loans will be paid out of the state budget.

By converting thermal power plants from gas to coal, the Government intends to reduce dependence on gas prices. Meanwhile, Gazprom CEO Aleksei Miller said that the natural gas price for Ukraine might rise from USD 179.5 to USD 400 per thousand cubic meters next year.

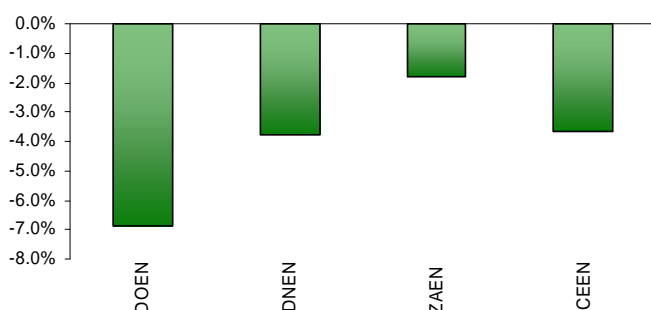
Experts suggest that refusal from gas at thermal power plants will result in the growth of coal consumption by 13-15 million tons, while Ukrainian mines can provide only 3 million tons. Another 11-13 million tons of coal will have to be imported. Currently, imports of coal cannot be increased due to the lack of rail cars and port coal handling capacities. So, it will be impossible to entirely refuse from the use of gas at thermal power plants in the near future.

However, some power generating companies can afford replacement of gas with coal, such as Dniproenergo [**DNEN -3.79%**], invested by the biggest Ukrainian mines – Pavlohrad Coal and Komsomolets Donbasa [**SHKD -15.63%**].

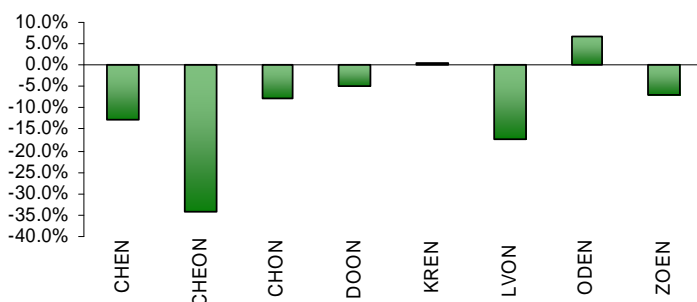
Cost of "Premium Fund Energy" shares in dynamics



Power generating sector weekly performance



Power distributing sector weekly performance



ODUIF «Index Premium Fund»

Fund performance as of 11.07.2008

Fund description

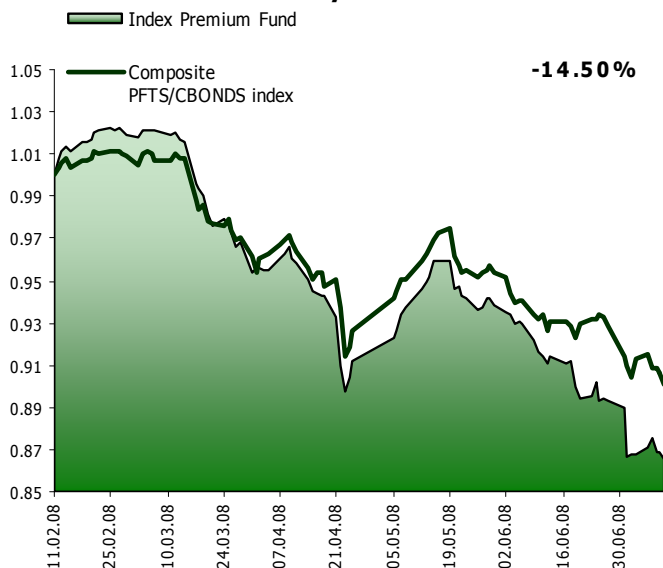
Share price, UAH **854.99**

	Fund	PFTS/CBONDS
Weekly return	-1.83%	-2.64%
YTD return	-14.50%	-9.90%

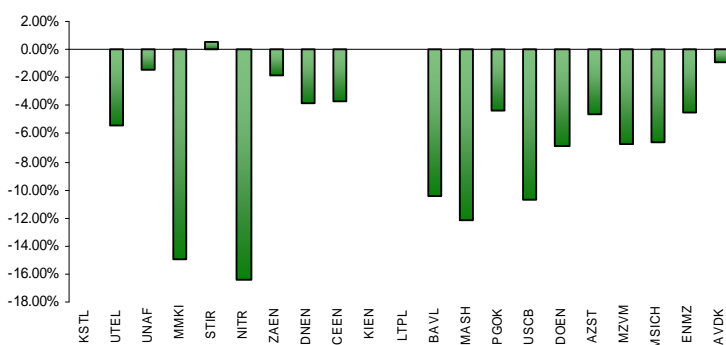
Fund type	Open-End
Fund category	Diversified
Maturity term	Unlimited
Type of security	Investment certificate
Liquidity	3 bank days
Recommended term of investing	From 1 years

Fund news

Cost of "Index Premium Fund" shares in dynamics



PFTS index structure change



Cost of share of **Open Diversified Unit Investment Fund Index Premium Fund** in course of the week declined by 1.83%, down to UAH 854.99.

On July 7-11, the index of shares traded at the PFTS Stock Market declined by 5.63%, to 691.16, below the red line of 700 points.

The index drop last week owed to negative external trends on the world markets, added by home policy risks.

Last week, the dynamic of component shares of the PFTS index was negative, except for Stinol Concern [**STIR +0.36%**]. Most probably, this was related with the release of financial reports of the enterprise for the first half of 2008, whereby in January-June, the concern sold UAH 2.5 billion worth of produce, 27.6% more than in the same period of the previous year.

Shares of Mariupol Ilyich Iron and Steel Works appeared among the leaders of the decline [**MMKI -14.89%**], despite good corporate news: the company signed a three-year contract with Metalloinvest (Russia) for delivery of 3.6 million tons of iron ore concentrate, with the price adjusted annually. Under the signed contract, by July, 2011, the works will monthly get 100 thousand tons of concentrate from Lebedynskiy ore-dressing and processing enterprise.

This means that the works will experience no problems with raw materials over the next three years.

Noteworthy, in early January, the works signed a three-year contract with Metinvest holding for delivery of 24 million tons of iron ore concentrate, with the annual adjustment of price.

OJSC CNCIF «Metallurgy – Machine Building Premium Fund»

Fund performance as of 11.07.2008

Fund description

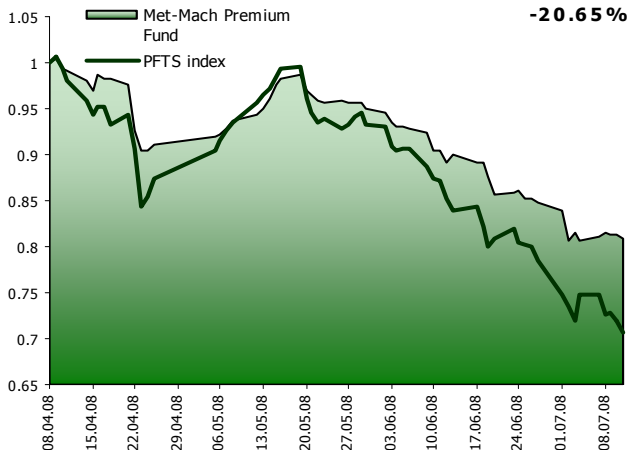
Share price, UAH 793.53

	Fund	PFTS
Weekly return	-2.20%	-5.63%
YTD return	-20.65%	-27.78%

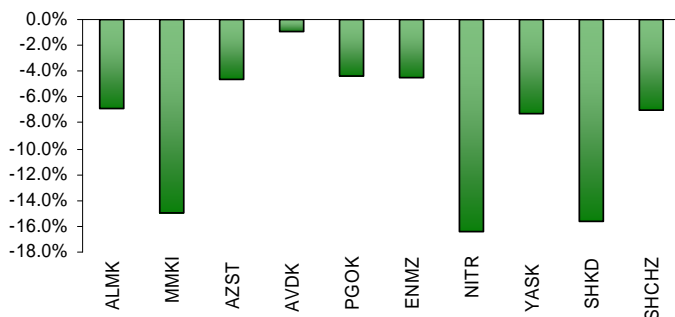
Fund type	Closed-End
Fund category	Non-Diversified
Maturity term	11.09.2007-11.09.2012
Type of security	Shares
Liquidity	Limited
Recommended term of investing	From 1.5 years

Fund news

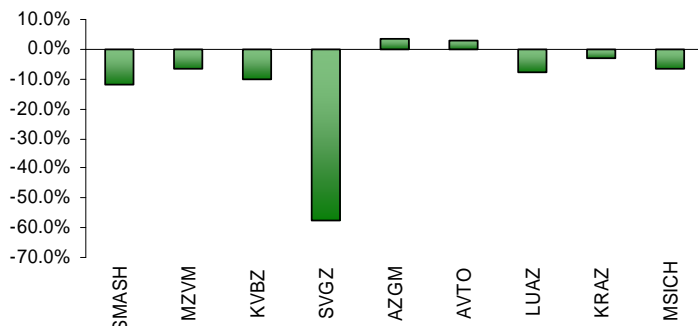
Cost of "Metallurgy-Machine Building Premium Fund" shares in dynamics



Metallurgy sector weekly performance



Machine-building sector weekly performance



Last week, cost of share of **Open Joint-Stock Company Closed Non-Diversified Corporate Investment Fund Metallurgy – Machine Building Premium Fund** declined by 2.2%, to UAH 793.53.

Among the key corporate news in the machine building sector, a Bohdan corporation shareholders' meeting was announced, to increase the authorized fund by 33%. It plans to issue 1,100 million ordinary registered shares with the par value of UAH 0.25 each. The authorized fund is being increased in pursuance of the strategy of consolidation of the corporation production assets for the Lutsk Automobile Plant joint-stock company. The question of issue of shares is put on the agenda of the general meeting of shareholders appointed for August 29.

This resulted in a drop of LuAZ quotation [**LUAZ**], following the weekly trading, by 7.98%.

LuAZ finished 2007 with the net profit of UAH 372.9 million, increasing net income by 94.23% compared to 2006.

Metallurgical enterprises in January-June raised production of rolled steel by 6%, against the same period of the previous year - to 18.9 million tons, in line with the world trends.

The highest growth was demonstrated by Alchevsk Iron and Steel Works [**ALMK - 6.88%**] thanks to commissioning of a new converter in 2008. Production also increased at Yenakievo Metallurgical Plant [**ENMZ - 4.51%**] – by 10.9%.

Meanwhile, Mariupol Ilyich Iron and Steel Works [**MMKI -14.89%**] and Zaporizhstal [**ZPST -10.0%**] reduced steel production in the first half of the year by 1.5% and 1.4%, respectively, which may be caused by problems with iron ore deliveries and impetuous growth of coke and metal prices.

The methodology of ratio calculation of our funds

The **composed index PFTS/CBONDS** is calculated as a composition of indexes PFTS and CBONDS of weights 0.4 and 0.6 accordingly. Both component indexes are normalized on date of the appropriate fund launch.

The beta coefficient, in terms of finance and investing, describes how the expected return of a stock or portfolio is correlated to the return of the financial market as a whole. An asset with a beta of 0 means that its price is not at all correlated with the market; that asset is independent. A positive beta means that the asset generally follows the market. A negative beta shows that the asset inversely follows the market; the asset generally decreases in value if the market goes up.

$$\beta = \frac{\text{COV}_{fi}}{\sigma_i^2}, \text{ where}$$

COV_{fi} – covariance of fund return and index return;

σ_i^2 – dispersion of index return.

The **Sharpe ratio** is a measure of the excess return (or Risk Premium) per unit of risk in an investment asset or a trading strategy. The Sharpe ratio is used to characterize how well the return of an asset compensates the investor for the risk taken. When comparing two assets each with the expected return $E[R]$ against the same benchmark with return R_f , the asset with the higher Sharpe ratio gives more return for the same risk. Investors are often advised to pick investments with high Sharpe ratios.

$$Sh = \frac{\bar{r}_f - \bar{r}_{rf}}{\sigma_f},$$

\bar{r}_f – average asset return;

\bar{r}_{rf} – risk free rate;

σ_f – standard deviation of the asset return

The **Treynor ratio** is a measurement of the returns earned in excess of that which could have been earned on a riskless investment. The Treynor ratio (sometimes called reward-to-volatility ratio) relates excess return over the risk-free rate to the additional risk taken; however systematic risk instead of total risk is used. The higher the Treynor ratio, the better the performance under analysis.

$$Tr = \frac{\bar{r}_f - \bar{r}_{rf}}{\beta}$$

In probability theory and statistics, correlation indicates the strength and direction of a linear relationship between two random variables. The correlation is 1 in the case of an increasing linear relationship, -1 in the case of a decreasing linear relationship, and some value in between in all other cases, indicating the degree of linear dependence between the variables. The closer the coefficient is to either -1 or 1 , the stronger the correlation between the variables. The correlation coefficient R between two random variables f and i with standard deviations σ_f and σ_i is defined as:

$$R = \frac{\text{COV}_{fi}}{\sigma_i * \sigma_f}$$

As the riskless investment for calculation of Sharpe and Treynor ratios a yearly deposit in Oschadbank (guaranteed by the State) is taken. When calculating the coefficients weekly returns are used (weekly timeframe).

PFTS Stock Exchange Members*

Ticker	Listing	Name	Ticker	Listing	Name
ALKZ	3	Alchevsk Cokery Plant	KVBZ	3	Krukivsky Carriage Works
ALMK	3	Alchevsk Metallurgical Plant	LOEN	3	Luganskoblenergo
AVDK	3	Avdiivka Cokery Plant	LTPL	2	Luganskteplovov
AZGM	2	Azovzagalmash	LUAZ	2	LuAZ
AZOT	3	Azot	LVON	3	Lvivoblenergo
AZST	2	Azovstal Iron and Steel Works	MEGA	3	Megabank
BAVL	2	Bank Aval	MGZC	3	Marganets Ore Mining and Processing Plant
BKOK	3	Baglykoks	MMKI	2	Ilyich Iron and Steel Works
BMBZ	3	Beryslav Machine Building Plant	MSICH	2	Motor Sich
BROM	3	Brom	MTBD	3	Mostobud
CEEN	1	Centrenergo	MZVM	2	Mariupol Heavy Machine Building Plant
CGOK	3	Central Ore Mining and Processing	NADR	3	Nadra Bank
CHBS	3	Cherkaskiy Avtobus	NAFP	3	Naftokhimik Prykarpattya
CHEN	3	Chernivtsioblenergo	NFER	3	Nikopol Ferroalloy Plant
CHEON	3	Chernigivoblenergo	NITR	2	INTERPIPE Nyzhnodniprovsky Tube-Rolling Plant
CHIM	3	Chernigivske Khimvolokno	NVTR	2	Novomoskovsk Pipe-Production Plant
CHVO	3	Chimvolokno Cherkasy	PGOK	2	Poltava Ore Mining and Processing Plant
DGRM	3	Donetskirmash	PGZK	3	South Ore Mining and Processing Plant
DKOK	3	Donetskkoks	POON	3	Poltavaoblenergo
DLKZ	3	Dnipropetrovsk Varnish and Paint Factory	PREN	3	Prykarpattyaoblenergo
DMKD	3	Dniprovsky Iron and Steel Integrated Works n.a. Dzerzhynsky	RAZT	3	Rivneazot
DMPO	3	Dniprometyz	ROKF	3	Rogan Carton Factory
DMZK	3	Dnipropetrovsk Comintern Steel Works	SFER	3	Stakhanov Ferroalloy Plant
DNZP	3	Dnipropetrovsk Metallurgical Plant n.a. Petrovski	SGOK	3	North Ore Mining and Processing Plant
DNAZ	3	Dniproazot	SHCHZ	3	Krasnoarmiyska-Zahidna #1 Coal Mine
DNEN	1	Dniproenergo	SHKD	3	Komsomolets Donbasa Coal Mine
DNON	3	Dniprooblenergo	SHMK	3	Shostka City Milk Plant
DNSH	2	Dniproshyna Tyre Factory	SLAV	2	Slavutych Brewery
DNSS	3	Dnipropetsstal	SMASH	2	Sumy Frunze Machine Building Plant
DNVM	3	Dniproprovagonmash	SMEN	3	Sevastopolenergo
DOEN	1	Donbasenergo	SNEM	3	Nasosenergomash
DOON	3	Donetskoblenergo	SSOL	3	Slavutas Malt Plant
DRMV	3	Druzhkivka Hardware Plant	STIR	1	Stirol
DRMZ	3	Druzhkivka Machine Building Plant	SUNI	3	Sun Interbrew Ukraine
DTRZ	3	Dnipropetrovsk Tube Works	SVGZ	3	Stahanov Car Production Facility
DZBK	3	Damytsya ZBK Plant	TATM	3	Turboatom
ENMA	3	Energomashspetsstal	TOEN	3	Temopiloblenergo
ENMZ	3	Enakievo Metallurgical Plant	UGRA	3	Ukrainian Graphite
FARM	3	Farmak	UGZB	3	Ukrgazbank
GLNG	2	Concern Galnaftogaz	UNAF	1	Ukrnafta
GSKZ	3	Gostomel Glass Factory	USCB	1	Ukrsotsbank
HANZ	2	Galychyna Oil Refinery	UTEL	1	Ukrtelecom
HAON	3	Kharkivoblenergo	VIEN	3	Vinnytsyaoblenergo
HMBZ	3	Svitlo Shakhtarya Machine Building Plant	VOEN	3	Volynoblenergo
HMON	3	Khmelnitskoblenergo	YAMZ	3	Yasynuvata Machine Building Plant
HNPK	3	Kherson Oil Refinery	YASK	3	Yasnyivka Cokery Plant
HOEN	3	Khersonoblenergo	ZACO	2	Zaporozhcoke
HRTR	3	Khartsyzsk Tube Works	ZAEN	1	Zakhidenergo
HTZD	3	Kharkiv Tractor Plant n.a. Ordzhonikidze	ZALK	3	Zaporizhzhya Aluminium Plant
IGOK	3	Ingulets Ore Mining and Processing Plant	ZAON	3	Zaporizhoblenergo
KFTP	3	Korukivka Technical Papers Plant	ZATR	3	Zaporizhtransformator
KIEN	1	Kyivenergo	ZAZA	3	Zaporizhzhya Automobile Works
KION	3	Kirovogradoblenergo	ZCPK	3	Zhydachiv Pulp and Paper Mill
KKOL	3	Kremenchuk Wheel Plant	ZFER	2	Zaporizhzhya Ferroalloy Plant
KMED	3	Kyivmedpreparat	ZHEN	3	Zhytomyoblenergo
KMLK	3	Kremenchuk City Milk Plant	ZHMZ	3	Zhytomyr Dairy
KREN	3	Krymenergo	ZOEN	3	Zakarpattyaoblenergo
KSOD	3	Crimean Soda Plant	ZPST	2	Zaporizhstal
KSTL	2	ArcelorMittal Kryvyi Rih			

*the entire register of PFTS members You can find on: www.pfts.com

AM «Sokrat»

Address: Olimpiyskiy Business-centre
72 Chervonoarmiyska str., Kyiv, 03150, Ukraine
tel./fax(044) 207-0100, 207-0101
am@sokrat.kiev.ua

<http://am.sokrat.kiev.ua>

Informational centers AM «Sokrat»

Donetsk, Schorsa, 10
Dnepropetrovsk, Shevchenko, 59
Lviv, Fredra, 7

Kharkov, Artema, 3
Odessa, Troitskaya, 39

Sokrat Asset Management Company:

Grigoriy Ovcharenko
Chief Executive
ovcharenko@sokrat.kiev.ua
Natalya Matusevich
Director, Retail Department
matusevich@sokrat.kiev.ua
Andrey Sazonov
Head of client support department
a_sazonov@sokrat.kiev.ua
Elena Kolosvetova
Head of private banking department
kolosvetova@sokrat.kiev.ua

Natalya Bakhmach
Director, Public Funds Department
bakhmach@sokrat.com.ua
Dmitry Ometsinsky
Investment Manager
ometsinsky@sokrat.kiev.ua
Svetlana Podobnaya
Senior financial analyst
podobnaya@sokrat.kiev.ua
Andrey Ivasiuk
Senior financial analyst
ivasiuk@sokrat.kiev.ua
Natalya Terekhova
Junior financial analyst
terekhova@sokrat.kiev.ua

To purchase securities of investment funds under the management of AM «Sokrat»:

«Financial Company «Sokrat» LLC
Address: Olimpiyskiy Business-centre, 72 Chervonoarmiyska str.,
Address: **Kyiv**, 03150, Ukraine
«Komfort-Tsennyye Bumagi» LLC
Tel. (032) 297-19-98, 297-19-53;
Address: **Lvov**, 19 Zelenaya Str., 1st Floor
tel. (0342) 711-233, 711-230;
Address: **Ivano-Frankovsk**, 23 Sichovyh Strilcyv, office 409
«FC TITAN» LLC
Tel. 8 (062) 337-18-16, 337-20-97;
Address: 83055, **Donetsk**, 137 Postysheva Str., apt. 26
«Finance Group Invest» LLC
Tel./fax (0562) 31-86-03;
Address: 49000, **Dnepropetrovsk**, 7 Komsomolskaya Str., office14-a
«Pilot» LLC
Tel. 8 (0612) 13-75-39;
Address: 69002, **Zaporozhye**, 70 Gogolya Str.
CJSC «Sokrovishcha Ukrainy»
Tel. 8 (044) 280-44-42;
Address: **Kiev**, 39 Frunze Str.
«Kompaniya 777c» LLC
Tel. (0512)35-60-85, 47-44-03, 35-51-30;
Address: 54030 **Nikolayev**, 18 Artileriyskaya Str.
«FC Rubin» LLC
Tel. 8 (0432) 53-15-33,8 (050) 461-53-51;
Address: 21050, **Vinnitsa**, 53 Arkhitekтора Arkhipova Str., apt.3
«Vostochno-Krymskaya Fondovaya Kompaniya» LLC
Tel. 8 (06562) 306-28, 8 352-94;
Address: **Feodosiya**, 2 Pobedy Str.
Tel. 8 (0652) 246-962;
Address: **Simpheropol**, 30 Gorkogo Str., apt. 12

JSC «Index Bank»
Management of securities tel. 8 (044) 581-0575;
Address: **Kiev**, 42/4 Pushkinskaya Str.
«Sokrat» Asset Management Company
Tel./fax:+38 (057) 706-20-72;
Address: **Kharkov**, 3Artema Str.
Tel./fax: (032) 261-46-55
Address: **Lvov**, 7 Fredra Str.
JSB «Bank Bazis»
Tel. 8 (057) 714-28-70;
Address: 61057, **Kharkov**, 4 Maryanenko Lane
«Quadro» LLC;
Tel. 8 (067) 567-67-24, 8 (056) 370-17-25;
Address: 49000, **Dnepropetrovsk**, 13 Livarnaya Str.
«Garant Invest» LLC
Tel. 8 (061) 769-05-13, 8 (067) 598-89-86;
Address: 69068, **Zaporozhye**, 98 Kopenkina Str.
«Lvovskiy Fondovyi Dom» LLC
Tel. 8 (032) 242-02-24
Address: **Lvov**, 20/1 Kostomarova Str.
«Spaskiy Forum» LLC
Tel. 8 (0462) 606-404, 606-405;
Address: 14013, **Chernigov**, 1-a V-Internatsionalistov Str.
ST «Tetraedr» LLC
Tel. 8 (0432) 53-16-48, 8 (0432) 53-16-49;
Address: 21036, **Vinnitsa**, 13 Khmelniitskoye Shosse
«Komfort-Tsennyye Bumagi» LLC
Tel. (032) 297-19-98, 297-19-53;
Address: **Lvov**, 19 Zelenaya Str., 1st Floor
tel. (0342) 711-233, 711-230;
Address: **Ivano-Frankovsk**, 23 Sichovyh Strilcyv, office 409

All facts and opinions expressed in this document are based on the information available as of the report date (see upper right corner of every page). The information contained herein is solely for information purposes only and should not be construed as an offer or solicitation of an offer to buy or sell any securities and should not be considered as a recommendation to any such actions. The facts and opinions presented in this document are based on the information obtained from sources believed to be reliable and in good faith. Considering all above-mentioned, the user of this report should not rely solely on the information contained herein and should conduct their own research and analysis before making any investment decisions. AM "Sokrat", its subsidiaries and affiliates is under no liability for the use of all or any information contained in this document and any investment decisions related to it. Investment into the Ukrainian economy and Ukrainian securities is risky. Thus, it is highly recommended to conduct an independent analysis of financial and other relevant information prior to making any investment decisions. Unauthorized copying, distribution or publication of all or any part of this document is strictly prohibited.